

Nodal Ninja 4 - Quick Reference Guide




Basic assembly



Lower rotator: tension knob and lock knob.




Using the hex key loosen the inner hex screw enough to release detent ring.




Lower rotator lock knob.

1/4" - 3/8"



Lower rotator: friction knob.

Fits all tripod heads - uses both 3/8" & 1/4" thread mount adapter.



The upper rotator can be installed with an offset of +/- 5, 7.5, or 10 degree from the horizon, making it perfect for single row spherical panoramas with various fisheye lenses.



*Only buy from „authorized resellers”.
If buying new from other than an
„authorized reseller”, no warranties or
product support are included.*

For complete manual visit: www.NodalNinja.com
For support visit: www.NodalNinja.com/forum
For videos visit: youtube.com/nodalninja